

## LIFE SHEET

1. Model .....

2. Month/Year of manufacture .....

3. Purchase date .....

4. Date of first use .....

5. User .....

6. Comments

.....

.....

### 7. Inspection every 12 months

Date	Ok	Name/Signature	Date of next control

Circus Division is a registered trademark property of Play s.r.l.



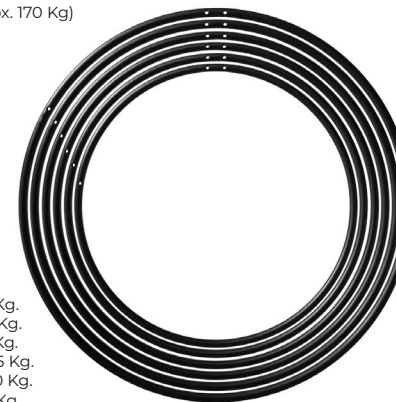
www.playjuggling.com

Via Magenta 27, Lomagna 23871 (LC) - +39 039.5300351 - sales@playjuggling.com

## AERIAL HOOP/LYRA - USERS MANUAL

WLL(Working Load Limit): 170 daN (approx. 170 Kg)  
 BLL(Breaking Load Limit): 1000 daN

**WARNING!**  
 The workload of a system and its breaking strength are determined by the weakest link in the chain.



Aerial ring with shackles



Internal structure

Art. **CDAH085** - OD 85 cm - Weight 4,75 Kg.  
 Art. **CDAH090** - OD 90 cm - Weight 4,95 Kg.  
 Art. **CDAH095** - OD 95 cm - Weight 5,20 Kg.  
 Art. **CDAH100** - OD 100 cm - Weight 5,45 Kg.  
 Art. **CDAH105** - OD 105 cm - Weight 5,80 Kg.  
 Art. **CDAH110** - OD 110 cm - Weight 6,15 Kg.

### SPECIFIC INFORMATION

Welding reinforced internally with double tubing to ensure maximum strength.  
 Steel tubing Diameter 25 mm - Thickness 2,75 mm  
 Black anti-corrosion powder coating

The CIRCUS DIVISION Aerial Hoop is specifically designed for professional aerial dance and aerial acrobatics. It features a special anchoring system without welded plates which provides a perfectly smooth profile and guarantees greater safety. There are three 10,5 mm holes drilled directly into the tubing which allows you to hang from a single anchor point or double anchor points at a width of 55 or 60cm using our specific stainless steel shackles, which we recommend to use as they are specifically designed for this product, or directly to a polyester loop (strop, span set, round sling) making a cow hitch or a prusik knot.

### REVISION

In addition to the normal inspection required before, during and after each use, this product must be inspected by a skilled person every 12 months, starting from the date the product is first issued; this date and the subsequent checks must be recorded on the product's life sheet: keep this literature for inspection and reference for the life of the device. Check the legibility of the product's markings.

In case of one of the following defects are present, the product should be withdrawn from service immediately:

- cracks on metallic parts;
- permanent deformation of a metallic part;
- deep corrosion (that does not disappear after a light rubbing with sandpaper).

Any product or component showing any defect or wear, or if in doubt, should be withdrawn from service immediately. Each product in the safety system can be damaged during a fall and must be always inspected before using it again. Do not continue to use a product after a major fall because damage may have occurred, even if no external signs are visible.

### LIFETIME

The lifetime of the product is unlimited, unless any defect appears and provided that periodic inspections are made at least every 12 months from the date the product is first used and the results are recorded in the life sheet of the product. The following factors can reduce the lifetime of the product: intense use, damage to components of the product, contact with chemical substances, high temperatures, tears and abrasions, violent impacts, failure to maintain as recommended.

If you suspect that the product is no longer safe and reliable, please contact PLAY S.r.l. or the distributor.

### TRANSPORTATION

Protect the product from risks such as those detailed above.

## SIZE SELECTION - ANCHORING AND RIGGING

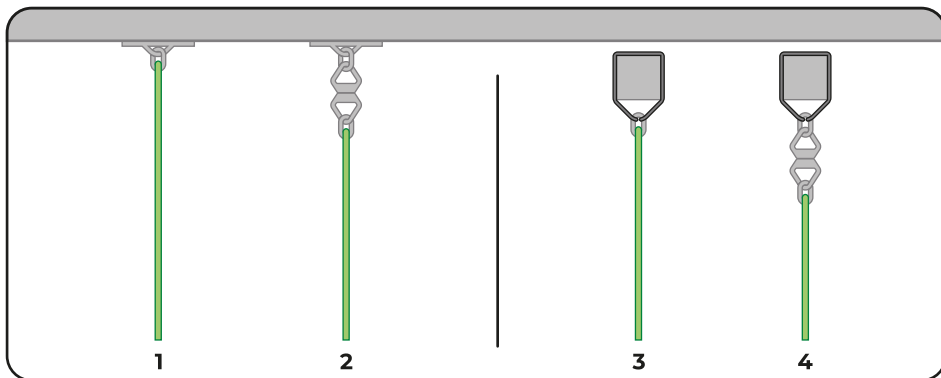
To choose the correct size we recommend that you sit on a chair with good posture, measure from the seat of the chair to the top of your head and add 10cm.

Please note that the indicated measurements refer to the Outer Diameter. The internal diameter is 5 cm smaller.

Taping is recommended to increase safety and comfort.

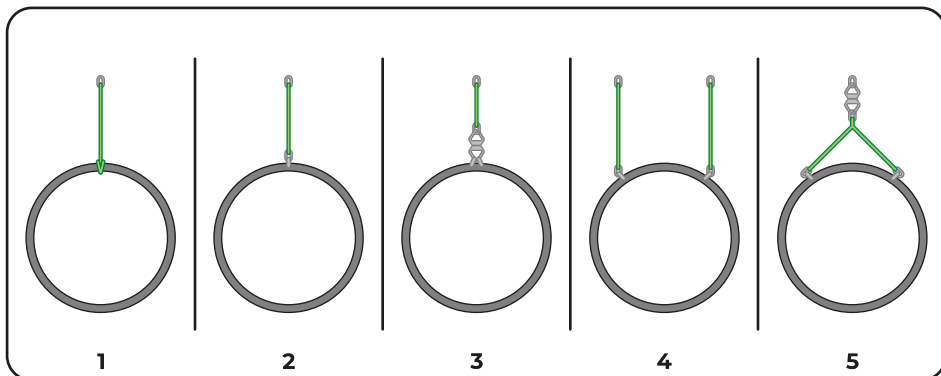
### WARNING!

Always consult with experienced professionals to determine whether or not the ceiling or the beam you intend to attach your anchor point to is suitable for this purpose.



### ANCHORING METHODS:

1. Plate + Quick Link / Carabiner + Cotton rope / Polyester loop
2. Plate + Quick Link / Carabiner + Swivel + Quick Link / Carabiner + Cotton rope / Polyester loop
3. Beam + Polyester loop + Quick Link / Carabiner + Cotton rope / Polyester loop
4. Beam + Polyester loop + Quick Link / Carabiner + Swivel + Quick Link / Carabiner + Cotton rope / Polyester loop



Measure the height of the anchor point from the ground to determine the correct length of the rigging system. For domestic use the recommended height of the hoop from the ground is 120 cm.

### RIGGING OPTIONS:

1. Directly to a Polyester loop making a Cow Hitch knot or a Prusik knot (consider that the knot uses approx 15 cm of the loop)
2. Shackle + Cotton rope / Polyester loop
3. 2 Shackles + Swivel + Quick Link / Carabiner + Cotton rope / Polyester loop
4. Shackle + Cotton rope / Polyester loop in each hole
5. Shackle + Cotton rope / Polyester loop in each hole + Quick Link / Carabiner + Swivel + Quick Link / Carabiner

## PRODUCT CERTIFICATION

Smart design and high tech materials built to last.

This is CIRCUS DIVISION, a whole new range of aerial equipment engineered, manufactured and certified in Italy by PLAY S.r.l. according to the **Directive 2001/95/CE** of the European Parliament and the Council of 3 December 2001 and general product safety and to the European legislation **UNI EN 913:20019**.

### GENERAL INFORMATION

These instructions inform you about the correct use throughout the life of the product: **read, understand and keep these instructions**. If lost, you can download the instructions from the web site [www.circusdivision.com](http://www.circusdivision.com)

The retailer must provide the instruction manual in the language of the country where the product is to be used.

### USE

This equipment should be used only by trained and competent persons. Otherwise the user should be under the direct supervision of a trained and competent person. This document will not teach you techniques for work at height or any other associated activity: you must have received qualified instruction before using this product.

Aerial dance and aerial acrobatics and any other activity for which these products may be used, are inherently dangerous. The consequences of incorrect selection, misuse or poor maintenance of the equipment could result in damage, serious injury or death. The user must be medically capable to control his own security and any possible emergency situations. For equipment intended for use in fall arrest systems, it is essential for safety that the anchor device or anchor point should always be positioned in such way as to minimize both the potential for falls and the potential fall distance.

Verify the free space required beneath the user at the workplace before each occasion of use, so that, in the case of a fall, there will be no collision with the ground or any other obstacle in the fall path.

Being a full body harness the only acceptable body holding device that can be used in a fall arrest system and given that by their nature aerial acrobatics and aerial dance generally don't provide the use of such devices, it is required the use of an approved safety mat placed in the fall path.

The product should only be used as instructed and no alterations should be made to it. It may be used in conjunction with any appropriate items of suitable specification and according to the EN standards, with due consideration to the limitations of each individual piece of equipment. If possible this product should be treated as personal.

### MAINTENANCE

Cleaning of the textile and plastic parts: rinse in clean water and neutral soap (max temperature 30° C) and dry naturally away from direct heat. Cleaning of the metallic parts: rinse in clean with water and then dry. Temperature: Always keep this product below 80°C so as not to affect the performance of the product. Chemicals: withdraw the product from service if it comes into contact with chemical reagents, solvents or fuels which could affect the performance of the product.

### STORAGE

Store unpacked in a cool, dry, dark place away from heat sources, high humidity, sharp edges, corrosives or other possible causes of damage.

### RESPONSIBILITY

The company PLAY S.r.l., or the distributor, will not accept any responsibility for damage, injury or death resulting from misuse of or from modifications to a PLAY S.r.l. - CIRCUS DIVISION branded product. It is the user's responsibility at all times to ensure that he/she understands the correct and safe use of any equipment supplied by or from PLAY S.r.l., that he/she uses it only for the purposes for which it is designed and that he/she practices all proper safety procedures. Before using the equipment, take all necessary steps to familiarize yourself with rescue techniques should an emergency occur. You personally assume all the risks and responsibilities for your actions and decisions: if you are not able or not in a position to assume these, do not use this equipment.

### 3 YEAR WARRANTY

This product is warranted against any faults in materials or manufacture for 3 years from the purchase date. Limitations of warranty include: normal wear and tear, modifications or alterations, incorrect storage, corrosion, damage due to accidents or negligence, use for which this product is not specifically designed.